

钎焊板式换热器 BRAZED HEAT EXCHANGER



Copper Brazing Heat Exchanger
Welding Material: Copper
Design Temperature: -196j - 225j
Design Pressure: 4.5Mpa



All Stainless Steel Fusion Welding Heat Exchanger
Welding Material: Stainless Steel
Design Temperature: -196j - 550j
Design Pressure: 2.5Mpa

BRAZED HEAT EXCHANGER

Copper brazing

Brazing material: copper

Design temperature: -196°C – 225°C

MAX.Design pressure: 4.5Mpa

All stainless steel fusion –bonded

Brazing material : Stainless steel

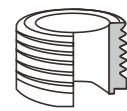
Design temperature : -196 °C – 550 °C

Design pressure : 2.5Mpa

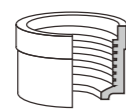
Model series: ZL–R, please consult our sales for more details



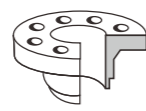
● CONNECTION MODE



Male thread



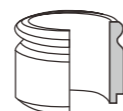
Female thread



Flange

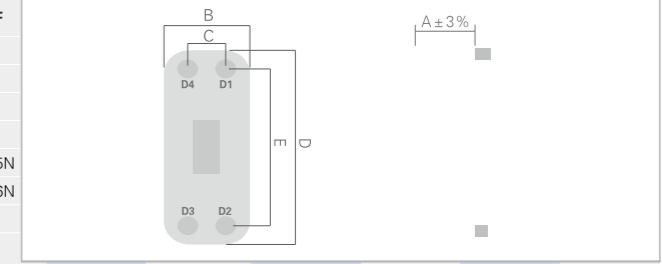


SAE Flange



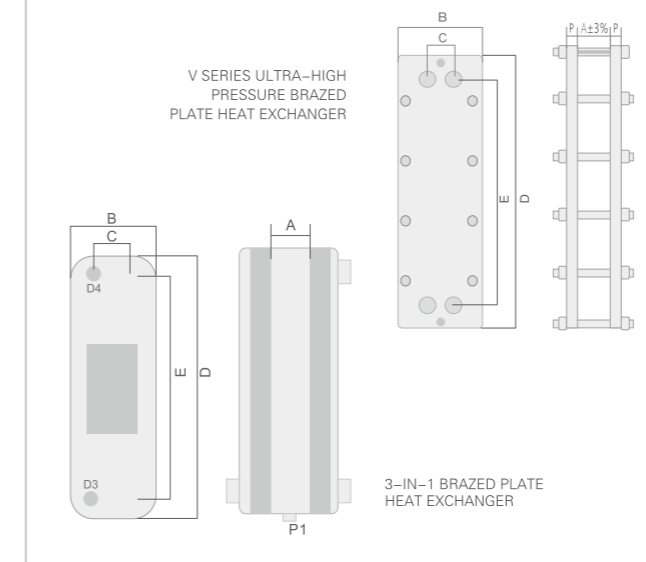
Soldering

Model	ZL10	ZL20A	ZL42	ZL62F	ZL95F
B(mm)	77	93	121	120	182
C(mm)	42	40	68	63	92
D(mm)	155	323	332	527	609
E(mm)	119	269	279	470	519
Thickness (mm)	9+1.25N	9+1.5N	10+1.53 N	10+1.98 N	12+2.05N
Weight (Kg)	0.28+0.027N	1+0.09N	2.05+0.11N	2.379+0.18N	15+0.36N
Max flowrate (m3/h)	4	8	18	18	42
Design pressure (Mpa)	3/4.5				



Model	ZL14	ZL16	ZL18	ZL20B	ZL20C	ZL26	ZL28B	ZL28C	ZL30	ZL52	ZI53	
B(mm)	77	78	95	78	77	111	120	120	126	111	106	
C(mm)	42	42	50	42	42	50	72	63	70	50	50	
D(mm)	206	208	210	318	313	310	290	290	307	526	522	
E(mm)	172	172	165	282	278	250	243	234	250	466	466	
Thickness (mm)	9+2.3N	9+2.24N	7+3.1N	9+2.3N	10+1.28 N	10+2.32N	10+2.36N	10+2.36N	10+2.35N	9+2.32N	9+2.1N	
Weight (Kg)	0.7+0.06N	0.6+0.049N	0.7+0.06N	1+0.08N	0.9+0.07 N	1.3+0.12N	1.5+0.133N	1.5+0.133N	2.2+0.16N	2.6+0.21N	2.6+0.27N	
Max flowrate (m3/h)	8	8	8	8	8	18	18	18	18	18	18	
Design pressure (Mpa)	1/3/4.5			1			3/4.5					

Model	ZL62	ZL65	ZL95	ZL120	ZL190	ZL200	ZL200E	ZL202	ZL300	ZL500	JY01	
B(mm)	120	125	189	246	303	320	320	319	370	304	390	
C(mm)	63	65	92	174	179	188	207	188	118(95.5)	179	204	
D(mm)	528	540	616	528	695	742	742	741	995	982	1320	
E(mm)	470	480	519	456	567	603	624	603	861(816)	854	1132	
Thickness (mm)	10+2.35N	11+2.28N	11+2.7N	10+2.34N	13+2.3N	14+2.7N	14+2.7N	16+2.85N	17+2.675N	17+2.29N	22+2.75N	
Weight (Kg)	2.379+0.194N	2.5+0.228 N	7.8+0.44N	7.2+0.52N	12+0.61N	13+0.67N	13+0.67N	13+0.957N	20+1.26N	26.6+0.93 N	30+1.8N	
Max flowrate (m3/h)	18	18	42	42	100	100	100	100	200	200	300	
Design pressure (Mpa)	3/4.5			1.6/2.1/3			1.5/2.1/3		2.1/3	1.6/2.1/3	2.1/3	3/4.5



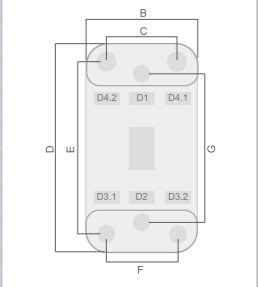
Model	HZL26V	HZL52BV	HL95BV
B(mm)	160	160	252
C(mm)	50	50	92
D(mm)	362	578	685
E(mm)	250	466	519
P(mm)	20	20	30
Thickness (mm)	10+2.32N	9+2.32N	11+2.7N
Max flowrate (m3/h)	18	18	42

Model	ZY35	ZY36	ZY116	ZY150	ZY340
B(mm)	124	124	213	202	490
C(mm)	52	52			328
D(mm)	286	286	621	771	780
E(mm)	227	227	476	610	578
Thickness (mm)	6+3.23N	6+3.23N	12+2.26N	12+2.24N	12+2.08N
Weight (Kg)	1.64+0.124N	1.64+0.124N	12+0.44N	15+0.5N	36+1.17N
Design pressure (Mpa)	3	3	1.5	1.5	1.5


Model	LZL350BR	
B(mm)	318	
C(mm)	160	
D(mm)	1060	
E(mm)	912	
Thickness (mm)	44+2.23N	
Weight (Kg)	79.3+1.31N (N < 132) 82.23+1.404N (N ≥ 132)	
Max flowrate (m3/h)	50	
Design pressure (Mpa)	0.5	

Model	AL14	AL26	AL95
B(mm)	77	111	189
C(mm)	42	50	92
D(mm)	206	310	616
E(mm)	172	250	519
Thickness (mm)	44+2.3N+6	50+2.32N+8	85+2.7N+12
	50+2.3N+6	75+2.32N+8	106+2.7N+12
	80+2.3N+6	100+2.32N+8	212+2.7N+12
Weight (Kg)	1.06+1.4+0.06N	1.93+2.6+0.12N	6.4+15.6+0.44N
	1.19+1.4+0.06N	2.77+2.6+0.12N	7.8+15.6+0.44N
	1.85+1.4+0.06N	3.64+2.6+0.12N	17.9+15.6+0.44N
Max flowrate (m3/h)	8	18	42
	Ais side 1.6 Freon side 3.0	Ais side 1.6 Freon side 3.0	Ais side 1.6 Freon side 3.0

Model	ZL230F	ZL250
B(mm)	249	319
C(mm)	161	205.2
D(mm)	497	736
E(mm)	414	631.7
F(mm)	172	224.4
G(mm)	369	568
Thickness (mm)	13+2.1N	15+2.6N
Weight (Kg)	6.5+0.37N	13+0.82N
Max flowrate (m3/h)	42	100
Design pressure (Mpa)	3/4.5	3/4.5



LOUDUN Products Display





SERVICE AND SUPPORT

Our production is strictly according to the relevant standards and technical specifications, quality tracking for overall process, with monitoring to ensure that each product quality to meet the requirements.

Our global after-sales service network covers Asia, Europe, the Middle East and South America, North America so more than 100 regions and countries, and even our maintenance service for Marine industry have up to 21 spots worldwide.

No matter where you are, just a phone call or an E-mail we will be the fastest speed for you to provide quality and comprehensive services.

Contact:

WhatsApp / WeChat: +86 15755358404

E-mail: info@oudun-international.com

verena950809@outlook.com

